

Smart PTZ Controller Series

ITEM NO.: PCR011, PCR017, PCT017

SMART PTZ Controller Series is designed to control pan & tilt & lens devices via SC&T PCT017 transmitter systems operating on RS485. All of them built in PELCO D Protocol. The receiver offers system designers the option of using traditional P/T/Z heads for application where it is necessary to specify a range of cameras/lens combinations, support the PTZ data control 100 sets at one time.

PCR011 PTZ Receiver

Features:

- **Built in PELCO D Protocol.**
- PAN & TILT control
- Lens control: zoom, focus
- 1 Auxiliary Relay provide for any desired functions: alarm, wash/wipers, lighting
- Easy addressed code setting. (00-99)
- Allows the pan tilt power AC110V/220V/24V, zoom lens power DC12or 6V (2A-Max.)
- Built in power surge protection
- Support all pan, tilt, zoom lens
- Low Cost, economic type.
- Easy wiring.
- Power supply included.
- 3 Molex cable included for wire connection with PTZ devices. (2 pin, 4 pin, 8 pin)

PCR017 PTZ Receiver IP65 Weatherproof Housing

Features:

- **Built in PELCO D Protocol.**
- Identical to above PCR011 but Lens control: zoom, focus, iris
- **IP65 Weatherproof case**
- 3 Auxiliary Relay provide for any desired functions: alarm, wash/wipers, lighting
- Power supply included.
- 3 Molex cable included for wire connection with PTZ devices. (2 pin, 4 pin, 8 pin)

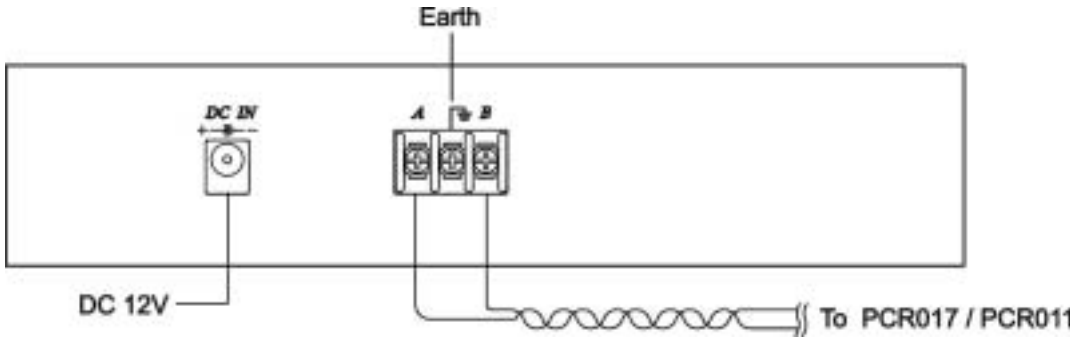
PCT017 PTZ Transmitter

Features:

- **Built in PELCO D Protocol.**
- PAN & TILT control
- Zoom control
- Focus control
- Iris control
- 3 Auxiliary Relay control
- Rubber button type for easy control.
- **Support 100 sets (0-99) receiver PCR011, PCR017 with range 2000 meters.**
- **100 channel 2 wires connection only by parallel connection.**
- **Provide Individual or multi PTZ receiver control up to 100 sets at one time.**
- Power supply included.

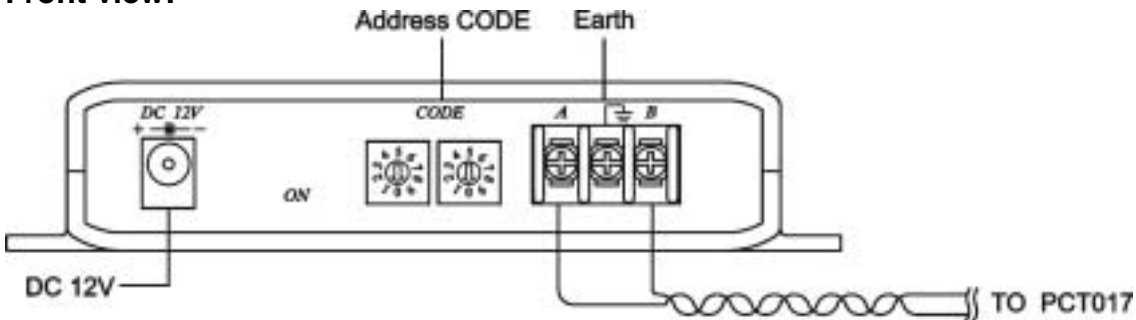
Installation View:

Model : PCT017



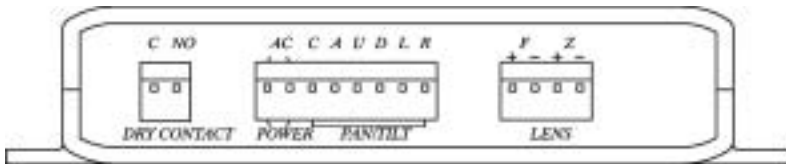
Model : PCR011, PCR017

Front view:

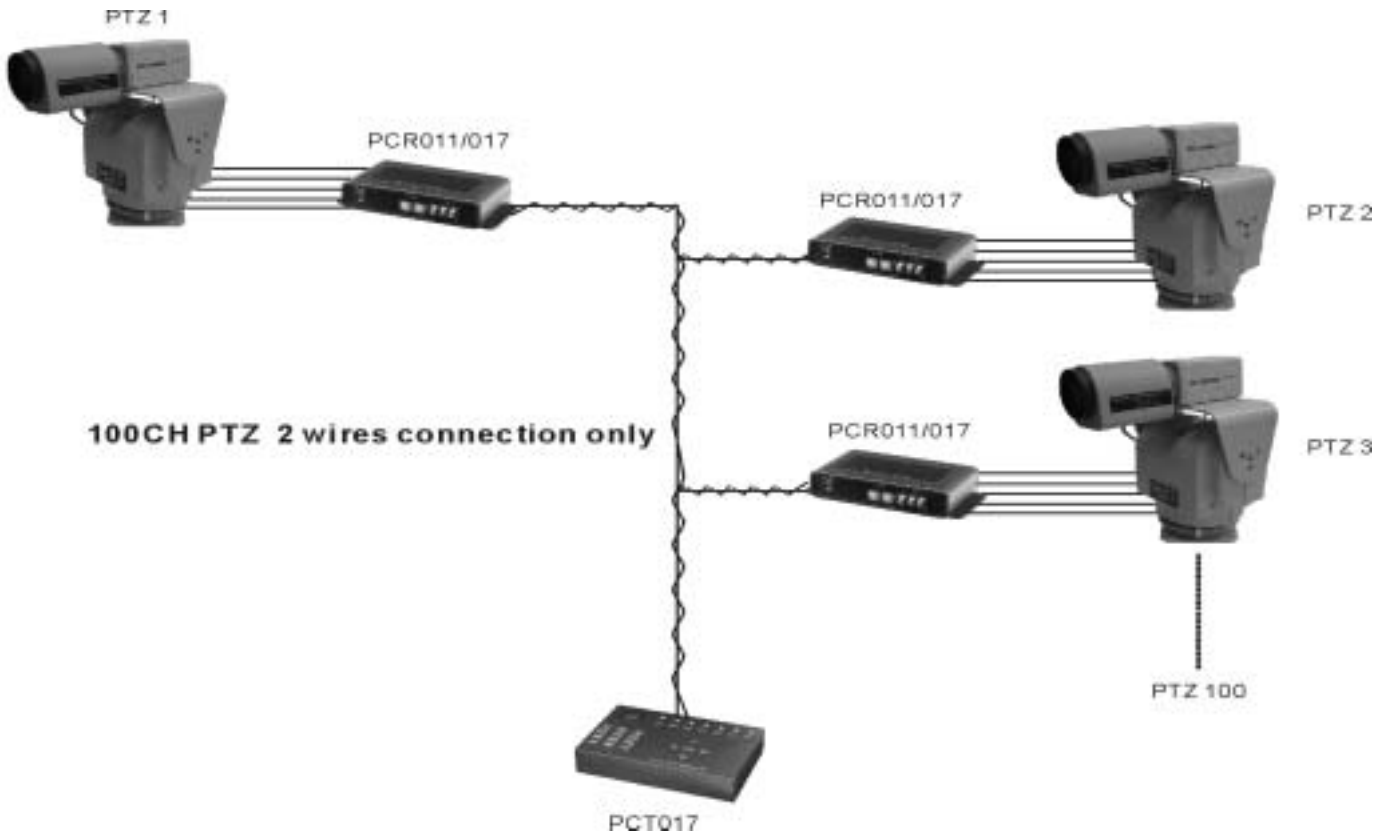


After wire connection, then start setting the addressed code (00-99) by CODE switch.

Back view:

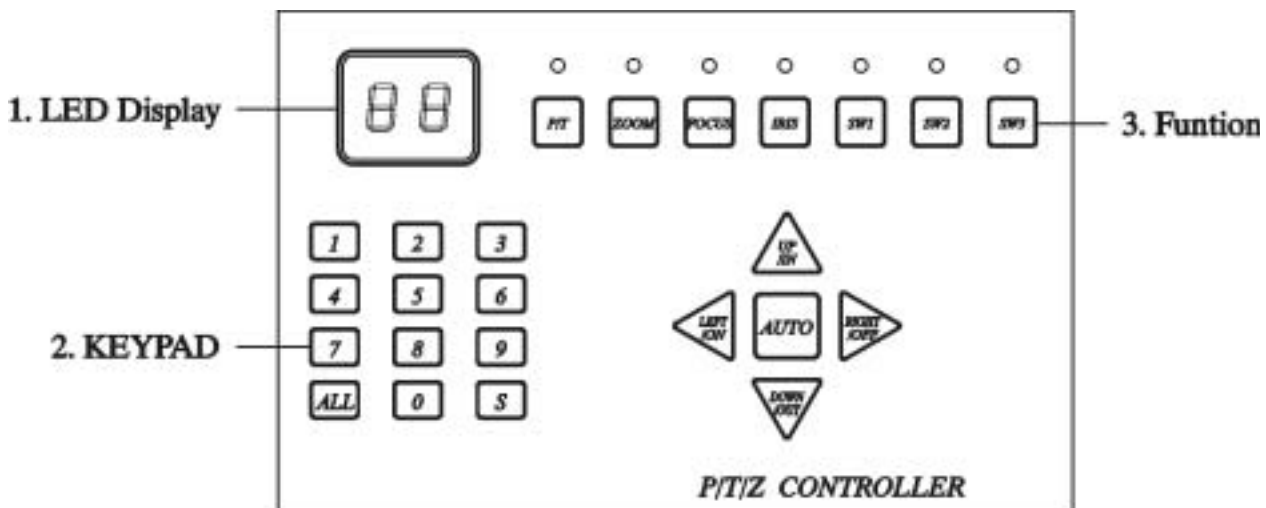


- **Dry Contact:** Auxiliary Relay provide for any desired functions: alarm, wash/wipers, lighting 2 pin wire (red, black)
- **AC: Power:** AC24V-240V according Pan-tilt spec. 8 pin wire (purple, blow)
- **Pan/Tilt:**
 - C: com (green)
 - A: auto (yellow)
 - U: up (orange)
 - D: down (red)
 - L: left (brown)
 - R: right (black)
- **Lens (DC6 or 12V):** 4 pin wire
 - F: focus (orange, red)
 - Z: zoom (brown, black)



- 100 sets PTZ Data signal 2 wires connection only by parallel connection.

Operations:



1. LED Display: display the control channel
2. Address Enter Keypad: Enter the controlled PTZ channel address code.
For example: PTZ 5, then enter 05 to process the control. PTZ26, then enter 26 to process the control. If controller all PTZ, then press "ALL" button (LED display "FF"), then all PTZ would run together. (Most application for SW1, SW2, SW3 Operating Mode)

3. Function Button:

- P/T: Pan /Tilt controller for up, down, right, left
- ZOOM: LENS Zoom In, Zoom out
- FOCUS: LENS Focus adjustment

IRIS: LENS IRIS adjustment

SW1: Dry contact 1

SW2: Dry contact 2

SW3: Dry contact 3

The “LED” light on when press the above function button

4.  **UP/IN**

P/T : PAN/TILT up

ZOOM: Zoom +

FOCUS: Focus +

IRIS: IRIS +


 **DOWN/OUT**


P/T : PAN/TILT down


ZOOM: Zoom -

FOCUS: Focus -

IRIS: IRIS -

 **P/T : AUTO PAN**

 **P/T : PAN Turn Left,
SW1 (2,3): ON**

 **P/T : PAN Turn Right,
SW1 (2,3): OFF**

Specification

ITEMS	PCR011	PCR017	PCT017
Operating Voltage	DC12V		
Power Consumption	120mA (Max.)	200A (Max.)	80A (Max.)
Transmission	RS485		
Cable	CAT 5 Twisted Pair Cable		
Transmission Range	1200 meters	1200 meters	1200 meters
DIMESIONS L xWxH mm	138x77x28	165 x83x 55	142x214x44
STORAGE TEMPERATURE	-30 ~70		
OPERATION TEMPERATURE	-10 ~45		